

初一新生登入銚中谷歌账号方法

CHHS

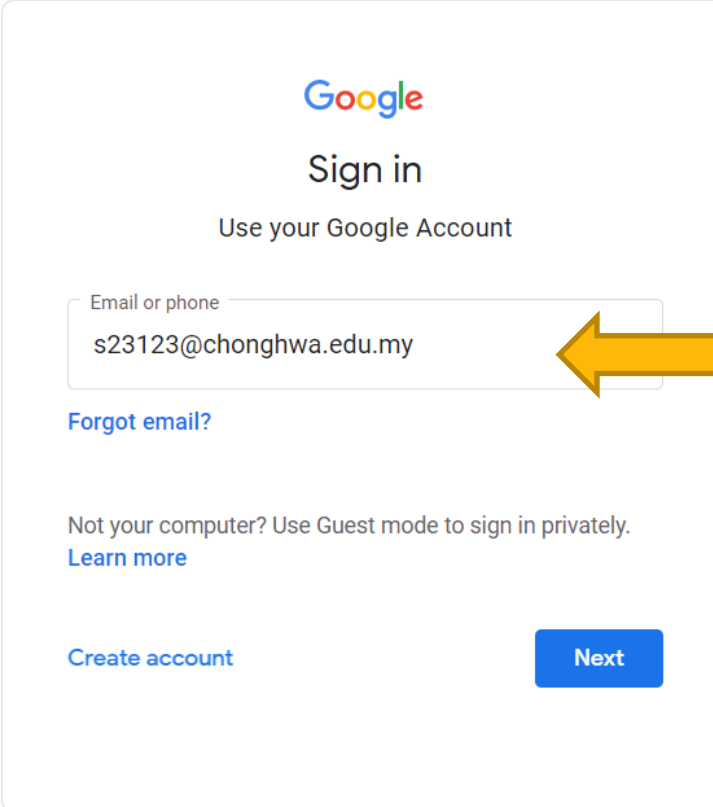


Google Classroom



銚中谷歌账号登入

1. 打开谷歌网站登入账号: **s学号@chonghwa.edu.my**

A screenshot of the Google Sign in page. At the top is the Google logo, followed by "Sign in" and "Use your Google Account". Below this is a text input field labeled "Email or phone" containing the text "s23123@chonghwa.edu.my". A yellow arrow points from the text "例: s23123@chonghwa.edu.my" on the right towards the input field. Below the input field are links for "Forgot email?", "Not your computer? Use Guest mode to sign in privately. Learn more", and "Create account". At the bottom right is a blue "Next" button.

例: **s23123@chonghwa.edu.my**

*手机用户请下载谷歌课室应用 (App store、Google Play)



銚中谷歌账号登入

2. 输入密码：**密码是你自己的出生日期（年-月-日）**

A screenshot of the Google Classroom login interface. At the top is the Google logo and the word "欢迎" (Welcome). Below that is a dropdown menu showing the email address "s22377@chonghwa.edu.my". The main input field is labeled "输入您的密码" (Enter your password) and contains the date "2010-01-17". Below the input field is a checkbox labeled "显示密码" (Show password) which is checked. At the bottom left is a link "忘记了密码?" (Forgot your password?) and at the bottom right is a blue button labeled "下一步" (Next).

例：2010-01-17

-----**注意**-----

如果遇到无法登入的状况，请联系銚中教务处：07-7724019，07-7733681。



銜中谷歌账号登入

3. 成功登入画面

Google

Welcome to your new account

Welcome to your new account: [redacted]@chonghwa.edu.my. Your account is compatible with many [Google services](#), but your chonghwa.edu.my administrator decides which services you may access using your account. For tips about using your new account, visit the [Google Help Center](#).

When you use Google services, your domain administrator will have access to your [redacted]@chonghwa.edu.my account information, including any data you store with this account in Google services. You can learn more [here](#), or by consulting your organization's privacy policy, if one exists. You can choose to maintain a separate account for your personal use of any Google services, including email. If you have multiple Google accounts, you can [manage which account you use](#) with Google services and [switch between them](#) whenever you choose. Your username and profile picture can help you ensure that you're using the intended account.

If your organization provides you access to the Google Workspace [core services](#), your use of those services is governed by your organization's Google Workspace agreement. Any other Google services your administrator enables ("Additional Services") are available to you under the [Google Terms of Service](#) and the [Google Privacy Policy](#). Certain Additional Services may also have [service-specific terms](#). Your use of any services your administrator allows you to access constitutes acceptance of applicable service-specific terms.

Click "Accept" below to indicate that you understand this description of how your [redacted]@chonghwa.edu.my account works and agree to the [Google Terms of Service](#) and the [Google Privacy Policy](#).

Accept

点击这里



进入谷歌课室

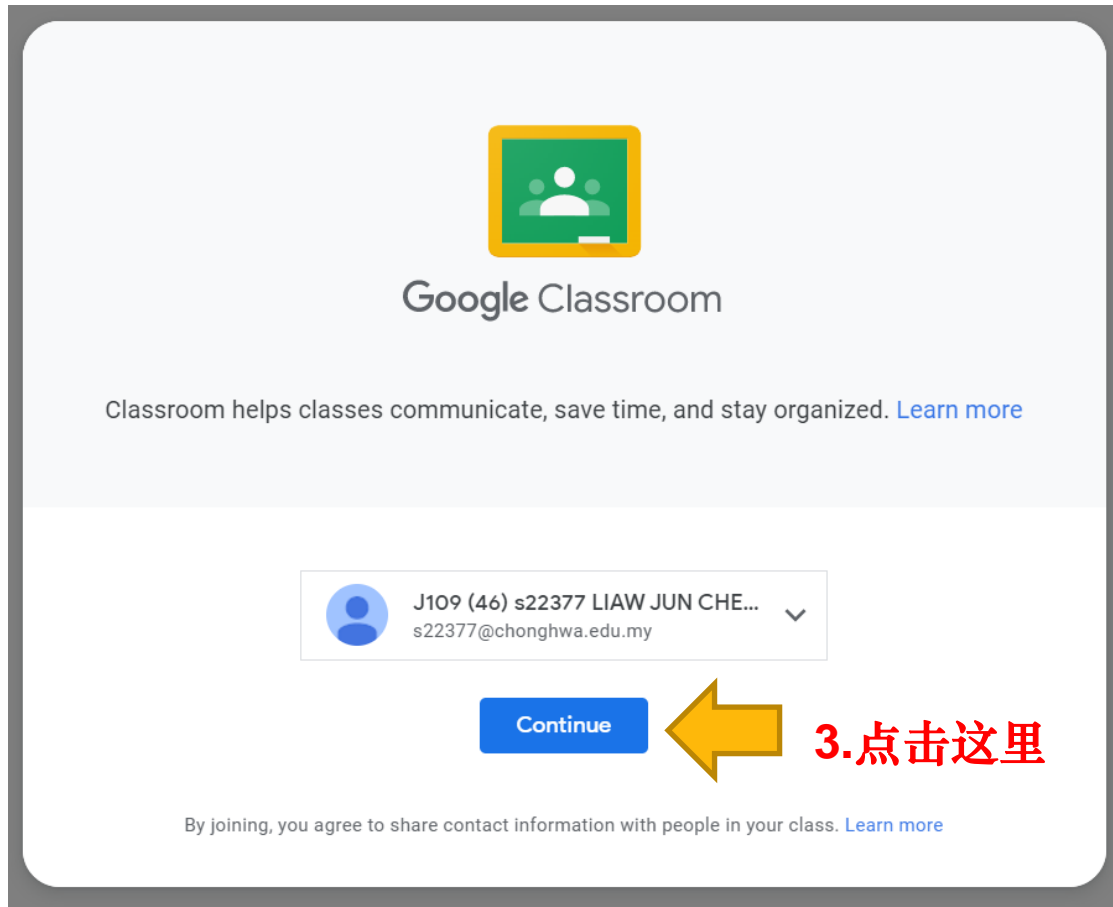
4. 初次进入谷歌教室：<https://classroom.google.com/>
(手机用户点开Google Classroom应用)






进入谷歌课室


5. 初次进入谷歌教室：确认帐号后继续。


A screenshot of the Google Classroom sign-in interface. At the top center is the Google Classroom logo (a green square with a white person icon and a smaller person behind it, all in a yellow border). Below the logo is the text "Google Classroom". Underneath that is a line of text: "Classroom helps classes communicate, save time, and stay organized. [Learn more](#)". In the center, there is a white box containing a blue person icon, the text "J109 (46) s22377 LIAW JUN CHE...", and the email address "s22377@chonghwa.edu.my" with a small downward arrow. Below this box is a blue button with the word "Continue" in white. A large yellow arrow points from the right towards the "Continue" button. To the right of the arrow, the text "3. 点击这里" is written in red. At the bottom of the screen, there is a line of text: "By joining, you agree to share contact information with people in your class. [Learn more](#)".



Google Classroom

Classroom helps classes communicate, save time, and stay organized. [Learn more](#)

 J109 (46) s22377 LIAW JUN CHE...
s22377@chonghwa.edu.my

[Continue](#)  **3. 点击这里**

By joining, you agree to share contact information with people in your class. [Learn more](#)



进入谷歌课室

6. 初次进入谷歌教室：确认身份后继续。

选择身份



Pick your role



I'm a student



I'm a teacher



接受网课课室邀请

7. 接受邀请加入网课教室。



点击



成功加入课室

8. 成功进入网课教室

classroom.google.com/c/NTgwODcxMzMyOTY0

2023 初一 (1) 网课教室

信息流 课业 用户

2023 初一 (1) 网课教室

Meet

加入

即将到期

太好了, 没有马上要交的作
业!

查看全部

您可以在此处查看课程的最新信息
使用信息流与全班同学沟通交流 and 查看通知

**点击“加入”
开始上网课**

?